

FOUNDRY PARK

LUXURY RESIDENCES

D1 Home Design

3 BEDS + STUDY & FLEX SPACE / 2 FULL, 2 HALF BATHS / 2,429 SQ. FT.



ELEVATION I

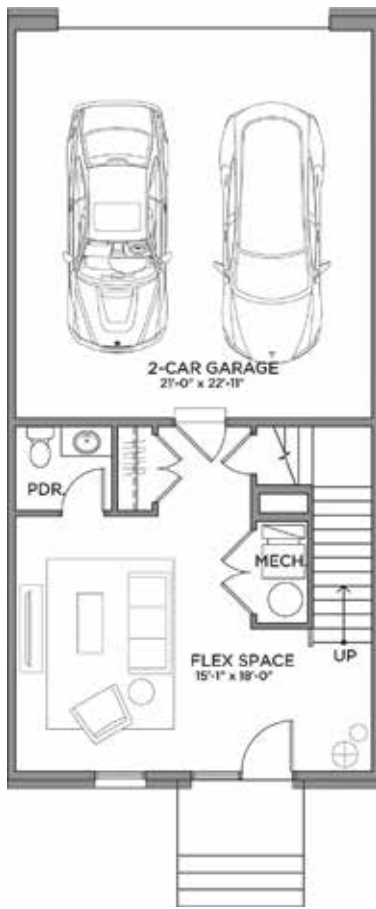
KYLE & TIM MAHONEY SR. ■ 513-400-4261 ■ FOUNDRYPARK@WPLANDCOMPANY.COM ■ WPLANDCOMPANY.COM

WP LAND
COMPANY

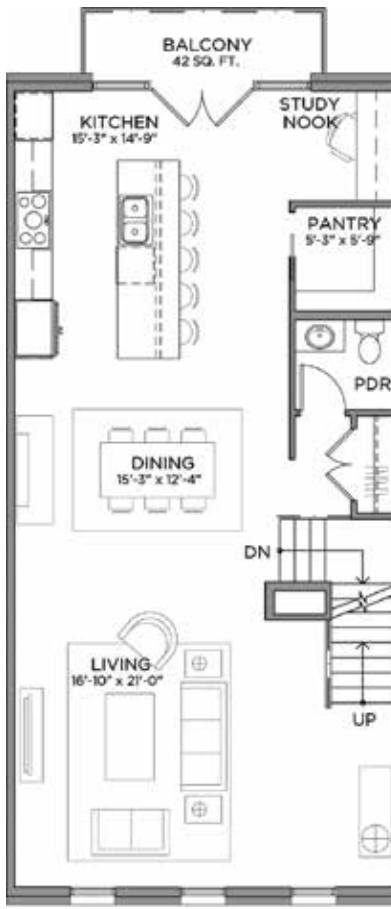
MAHONEY
GROUP

SIBCY CLINE
REALTORS

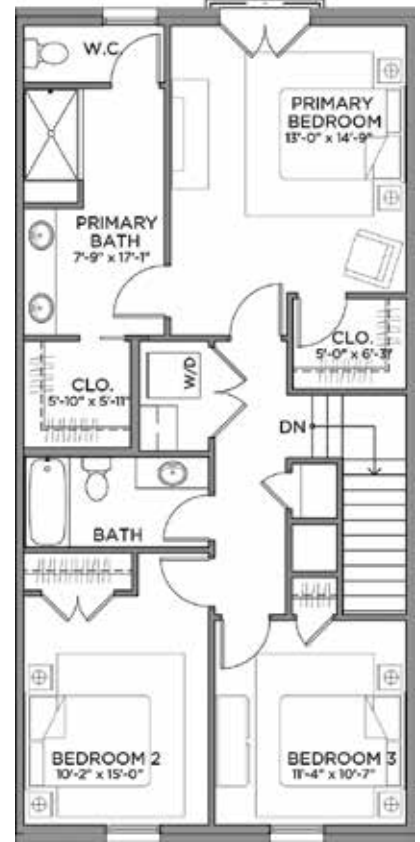




Entrance
FIRST FLOOR
 CEILING: 9'-0"



Main Living
SECOND FLOOR
 CEILING: 9'-0"



Bedrooms
THIRD FLOOR
 CEILING: 9'-0"



Alt. First Floor
BEDROOM W/FULL BATH
 CEILING: 9'-0"



Alt. First Floor
FITNESS ROOM
 CEILING: 9'-0"

The developer reserves the right to make any modifications and changes as deemed necessary.

Dimensions, sizes, specifications, furnishings, layouts and materials are approximate only and subject to change without notice.

Window sizes, layouts, configurations and ceiling heights may vary from home to home. Errors and omissions excepted.

KYLE & TIM MAHONEY SR. ■ 513-400-4261 ■ FOUNDRYPARK@WPLANDCOMPANY.COM ■ WPLANDCOMPANY.COM

